

7 U H Q F K 0 2 6 % D U U L H U 6 F K R W W N \ 5 H

Features

- ‡ \$ G Y D Q W U H G Q F K W H F K Q R O R U \
- ‡ / R Z R U Z D Y R G W D J H G U R S
- ‡ / R Z R Z I O U V V H V
- ‡ + L J H I L F L H Q F \ R S H U D W L R Q
- ‡ / H D G H H L Q L V K \$ R P 6 O L D Q W

Applications

- ‡ ' & ' & & R Q Y H U W H U V
- ‡ \$ & ' & \$ G D S W R U V
- ‡ 6 Z L W F X R Q H X S S O L H V
- ‡) U H H Z K H H L Q G Q J

Maximum ratings and electrical characteristics (T_J = 25°C unless otherwise noted)

3 D U D P H W H U	6 \ P E R O	/ L P L W	8 Q L W
0 D [L P X P H S H V S E M U N Y Y H Y U R O H W D J H	9 5 5 0		9
0 D [L P X P Y H U D R J U Z D U G U F X E W H I Q W G	,) \$ 9		\$
3 H D N I R U Z D U E S U U H Q W V L Q D O H Q Z D Y H V X S H U L P S Q M H G R S E G L R G H	0 3 0 S H W L I A		

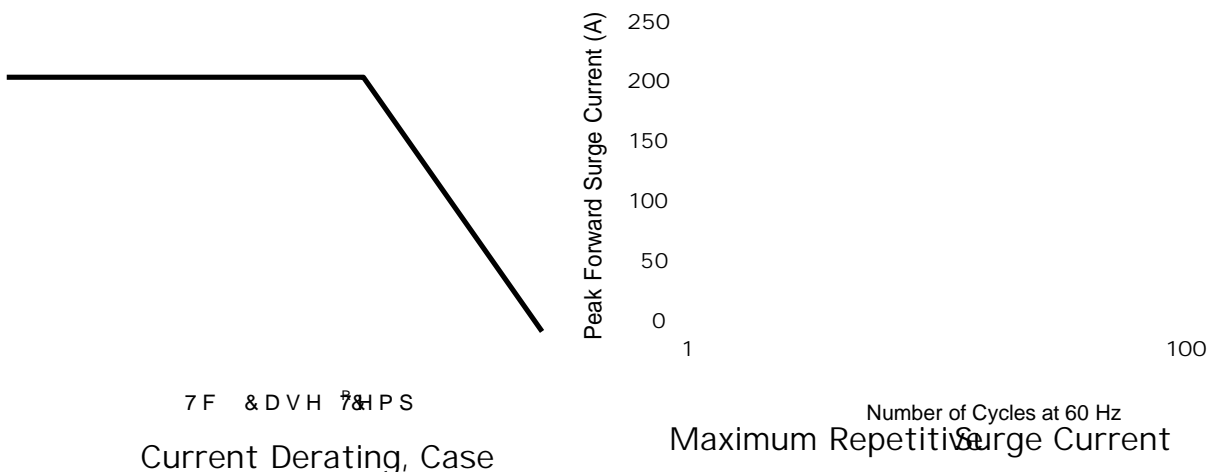
1 R W H V

3 X O V H W H V S X O V H Z L G W K G X W \ F \ F O H

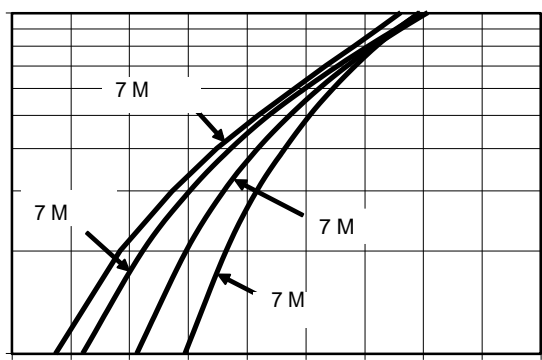
3 X O V H W H V W 3 X O P W H Z L G W K 0

RATINGS AND CHARACTERISTICS CURVES 7 \$

f & X Q O H V Q R W K B U Z L V H



7 F & DVH 7 & I P S
Current Derating, Case



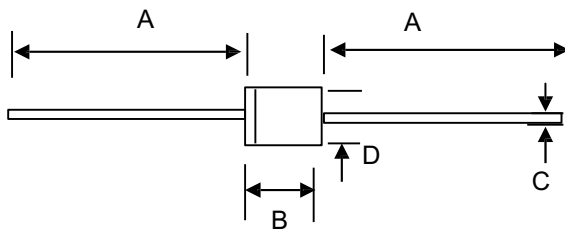
& E F O) 6 i E Y p @

) u s " u G . 5 7 7 0 T d < 0 0 1 5 0 9 5 2 0 0 4 9 > F 1 3 5 0 0

d C % o] o : μ v š] } v %] š v

7 6 \$ 9 5 H Y

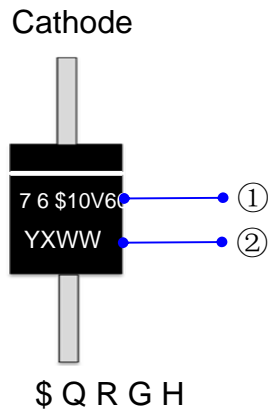
: R U O G , Q W H & J K L M N O P Q R S T U V W X Y Z

PACKAGE OUTLINE DIMENSIONS**DO-201AD**

DO-201AD mechanical data

UNIT		A	B		D
mm	max	26.5	9.5	4	5.3
	min	24.5	7.3	1	4.8
mil	max	1043.30	374.01		208.67
	min	946.57	287.40		188.97

Marking Information



① Product model : TSA10V60

② PDC information

③ Y X WW

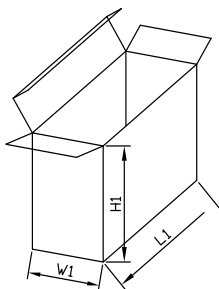
WW:Week code(01 to 53)

X:Internal identification code

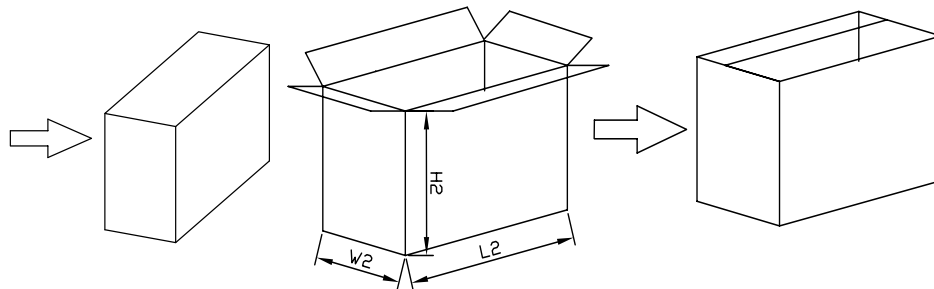
Y:Year code(ex:0=2020)

Packaging Information

1. Inside Box



2. Outside Box



Packaging Information

NO	UNIT	Inside Box			Outside Box		
		L1	W1	H1	L2	W2	H2
Size	mm	255	75	14	4	210	320
QTY	PCS	Smallest package,1000PCS/carton			10,000PCS/carton,10 boxes in total		
Note	Tolerance	20mm,±3mm;		21-100mm,±5mm;	101-500mm,±10mm		