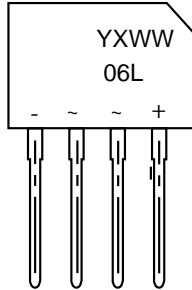


Low VF Bridge Rectifiers



: YUhi fYg

~ Ö|æ••ÁÚæ••äçæc^áÁÔ@ä]ÁR~ }&cá[}

~ Low IRRM

~ Low VF

~ High VRRM

D-BB=B ;

ÚQÞ	ÖÖÜÖÜÜVQUP
F	Q}] ~c Úä} d
G	Q}] ~c Úä} d
H	U~c] ~c ÖE} [á^ É
I	U~c] ~c Öæc@ [á^ É

6YbYZ]hg

~ Öæ••^KÁRBU

~ V^! { ä}æ|•KÁÜ [|ä^!æà|^ÁÚ^!ÁTQŠÈÜVÖÈÍ í€

~ Reduced power loss and switching transistor

~ Ü^á~&^áÁ•} ~àää} *

AUI]a i a `FUh]b [g`UbX`9`YWhf]WU`W\UfUWhYf]gh]Wg

Üæcá} *•ÁæcÁG ÍÁ»ÖÁæ { àä^}cÁc^ {]^!æc~!^Á~ }|^••Á [c@^! , ä•^Á•] ^&ä-ä^ÁÉ

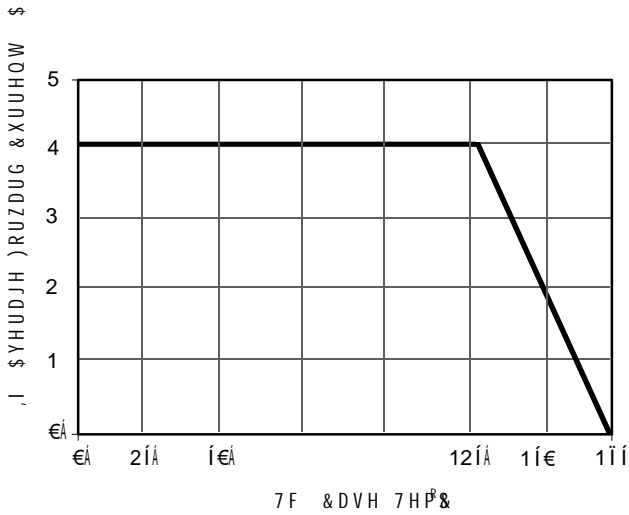
Üä} *^!Á] @æ•^Á@æ|-É , æç^ÁÍ€P :ÉÁ!^•ä•cáç^Á [!Áä} á ~ &cáç^Á [æáÉÁ- [!Á&æ] æ&ácáç^Á [æáÁ&~!^! }cÁ^!æc^!á^ÁG€ÁÄÈ

DUfU a YhYf	Ü^ { à[!•	R6 I \$* @	I b]hg
Tæçá { ~ { Ü^] ^cáçáç^ Ú^æ\ Ü^ç^!•^ X [cæ*^	XÜÜT	6€€	X
Tæçá { ~ { ÜTÜ ç [cæ*^	XÜTÜ	42€	X
Tæçá { ~ { ÖÖ Ó [& \ ä } * X [cæ*^	XÖÖ	6€€	X
ÖEç^!æ*^ Ü^&cá-ä^Á U~c] ~c Ö~!^!^}c	Q[.0	ÖE
Ú^æ\ Ø [! , æ!á Ü~!^*^ Ö~!^!^}c ÍÈH { • Üä} *^!^ Pæ - Üä} ^ Yæç^ Ü~] ^!á {] [•^á [] Uæc^á Š [æá çRÖÖÖÖ T^c@ [áð	QÜÜT	12€	ÖE
Type ÁØ [! , æ!áÁX [cæ*^ÁæcÁ .OÁÖE	XØ	0.	X
Tæçá { ~ { ÁØ [! , æ!áÁX [cæ*^ÁæcÁ .OÁÖE		0.9	
Tæçá { ~ { ÖÖ Ü^ç^!•^ Ö~!^!^}c ÖVCEMG Í »Ö æc Üæc^á ÖÖ Ó [& \ ä } * X [cæ*^ ÖVCEMG Í »Ö	QÜ	10 5€€	ÖE
V^] ä&æ R~ } &cá [] Öæ] æ&ácæ} &^ P [c^F	Öb	25]Ø
U]^!æcá} * æ} á Üc [!æ*^ V^ {] ^!æc~!^ Üæ} *^	VbÉ V•c*	É í Ád ÁÉF	»Ö

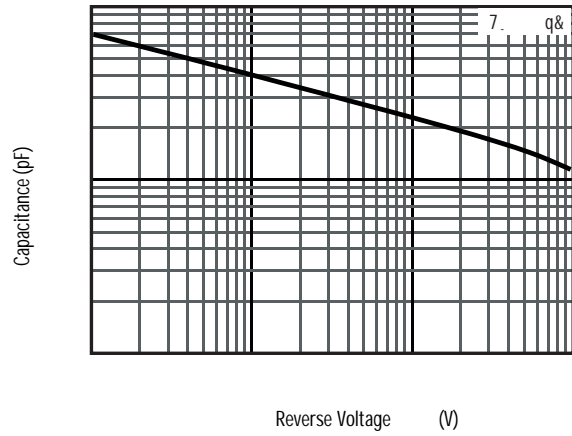
Þ [c^KÁFÉÁ T^æ~!^áæcÁFTP :Áæ] áÁæ]] á^áÁ!^ç^!•^Áç [cæ*^Á [-Á I ÁXÖÖÈ

GÉT [~ }c^ÁÁ [] Á*]æ••^ [] ç^ÁÜÖá [æ!áÁ , äc^Á I × FÉÍ "× FÉÍ" (HÈÌF × HÈÌF & { } & []] ^!Á}æá

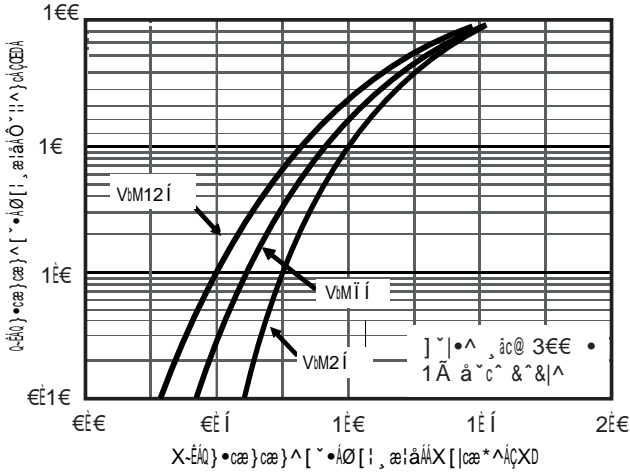
RATINGS AND CHARACTERISTICS CURVES



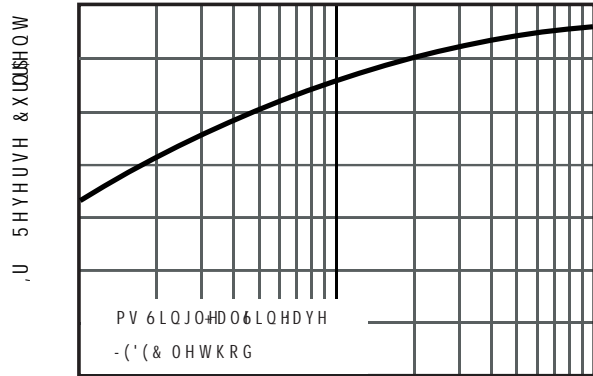
μ C E v š E š] v P U



d Ç % o : μ v š] v % o] š v



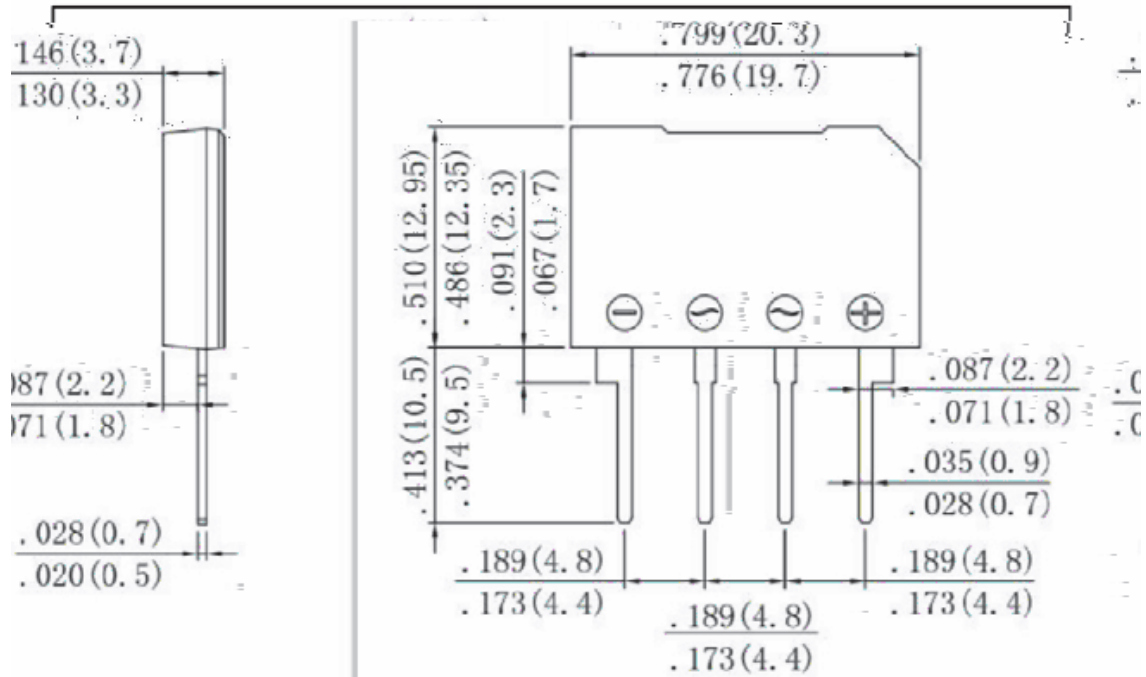
° Ô Á = Á Á



9 5 5 H Y H U V 9 R O W D J 9 R O W V

d Ç %] Z Ø C E • μ C E v š

D57?5 ; 9 C I H@-B9 8-A9BG-CBG



Dimensions in millimeters

Dimensions in inches